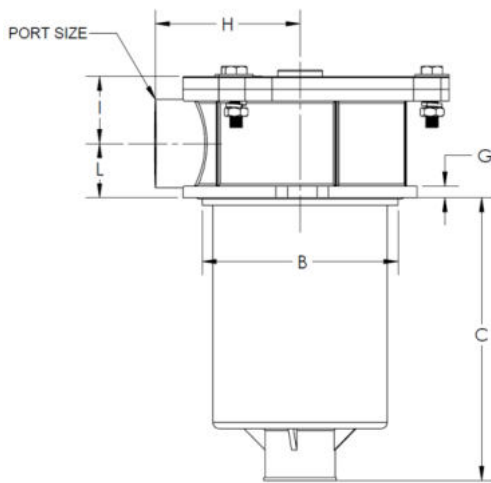




RETURN LINE FILTERS

MODEL: RLF 04/05/06/08/10/12

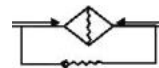
- Flows from 40 LPM to 450 LPM – 6 sizes.
- 7 Bar Maximum Pressure.
- Aluminum PDC Body and Cover.
- 10/25 micron filtration are standard.
- Built-in strong ferrite magnet keeps ferrous particles out of the System.
- It requires one inlet fitting and discharges directly into the reservoir. The outlet is suitable for hose connections.
- Mounting O Ring included.



We also make filters as per customer specifications.

Note: Use Synthetic Rubber hose (ID=F) with Jubilee Clip to ensure return line is immersed in oil.

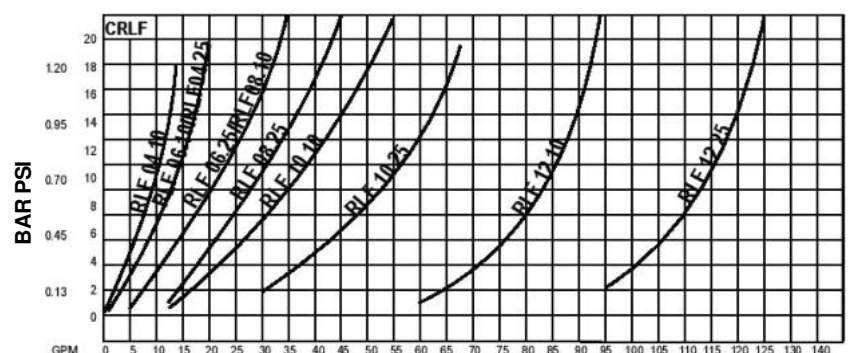
FILTER	PORT SIZE	Ø B	C	PCD Ø D	Ø E	Ø F	G	H	I	L	WEIGHT
RLF 04	½" BSP	67	78	96	8.4	27.5	5.5	51.5	28.5	22	0.48 KG
RLF 05	¾" BSP	67	128	100	6.8	23	6	54	28.5	22	0.65 KG
RLF 06	¾" BSP	89	93	118	8.4	27.5	6	69	34.5	28.5	0.76 KG
RLF 08	1" BSP	89	136	118	8.4	27.5	6	69	34.5	28.5	0.83 KG
RLF 10	1 ¼" BSP	130	230	175	10.4	40	7.5	95	45.5	35	2.30 KG
RLF 12	1 ½" BSP	130	300	175	10.4	40	7.5	95	45.5	35	2.56 KG



Port to port pressure drop with clean element oil viscosity 150 SUS
(28 CENTISTOKES)

Model Selection			
R L F	** Size	** TT	**
	04	10 Microns	VI – Visual Indicator
	05		
	06		
	08		
	10	25 Microns	Omit when not required
12			

Eg. RLF 04 10 TT VI



HYDAX HYDRAULICS PVT. LTD.